PALM LIFE IN SOL

CERTIFIED PORCELAIN, PALM LIFE IS SUITABLE FOR INDOOR AND OUTDOOR USE ON FLOORS, WALLS, AND ANYWHERE ELSE YOUR IMAGINATION TAKES YOU!

1. STRAIGHT REPEAT

IT'S EXACTLY WHAT IT SOUNDS LIKE! SIMPLY REPEAT THE TILE IN THE SAME DIRECTION.

2. DIAMOND REPEAT

MADE WITH A SET OF FOUR TILES. ROTATE AND PLACE THE DOTS IN A COUNTER-CLOCKWISE DIRECTION TO CREATE THE DIAMOND.

3. ZIG-ZAG REPEAT

MADE WITH A SET OF FOUR TILES. TAKE THE DOT ON THE TOP AND BOTTOM RIGHT TILES FACING OUTWARDS IN OPPOSITE DIRECTIONS. FACE THE DOT ON THE TOP AND BOTTOM LEFT TILE OUTWARDS AS WELL THIS TIME WITH THE DOTS CONNECTING.

WANNA FIND YOUR OWN MIX? DOWNLOAD OUR PALM LIFE PDF FOR YOU TO PRINT CUTOUTS OF 20 TILES TO MAKE YOUR CUSTOMIZED PATTERN! FOR A DETAILED INSTALLATION GUIDE GO TO HAUSTILECO.COM/INSTALL

12”X12” / #HPALSOL12

HAUSTILE

1.

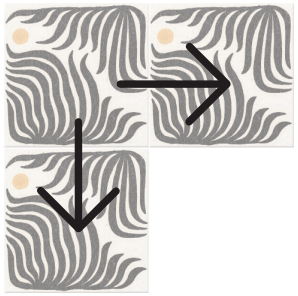





2.



3.





WWW.HAUSTILECO.COM / 877-933-HAUS / SALES@HAUSTILECO.COM

PALM LIFE IN SOL



12”X12” / #HPALSOL12

USE OUR HASHTAG #HAUSTILE TO SHOW US WHAT YOU COME UP WITH!