PATTERN PLAY

IN SHAKA

CUTBACK

CERTIFIED PORCELAIN. A WAVY LINE STRAIGHT OUT OF SURF AND SKATE CULTURE.



TOP

ARROWS POINT TO THE TOP OF THE TILE, AS SHOWN ABOVE. TURN EACH TILE THE WAY ITS ARROW SAYS.

1. STRAIGHT REPEAT

EVERY TILE TOP UP. THE DESIGN REPEATS IN CLEAN ROWS AND COLUMNS.

2. PINWHEEL

A SET OF FOUR, EACH A QUARTER TURN FROM THE LAST. TOP LEFT: TOP UP. TOP RIGHT: TOP FACES RIGHT. BOTTOM RIGHT: TOP FACES DOWN. BOTTOM LEFT: TOP FACES LEFT. REPEAT THE SET.

3. RANDOM

TURN EACH TILE AT RANDOM AS YOU SET IT, NEVER MATCHING THE TILE BESIDE IT. THE PATTERN LOSES ITS REPEAT AND READS AS ONE CONTINUOUS FIELD.

FINISH IT IN PORCELAIN

CAP A WAINSCOT OR WRAP AN OUTSIDE CORNER WITH HAUSTILE BULLNOSE TRIM, MADE IN ANY COLORWAY TO MATCH. NO METAL EDGE, NO RAW CUT.

HAUSTILECO.COM/PRODUCTS/BULLNOSE-TRIM

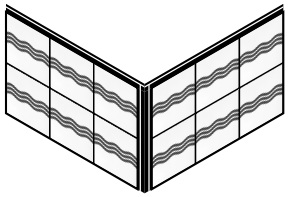

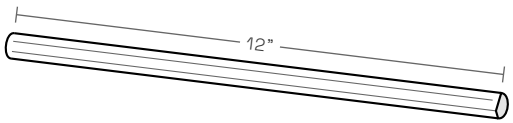

AVAILABLE IN 8"X8" AND 12"X12"

HAUSTILE

1.

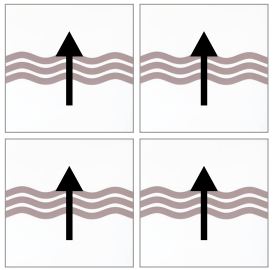





2.

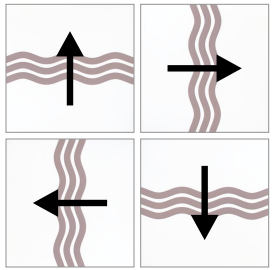

3.

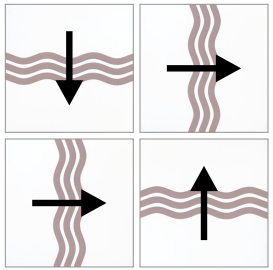



WWW.HAUSTILECO.COM / 877-933-HAUS / SALES@HAUSTILECO.COM

PATTERN PLAY IN SHAKA

CUTBACK



AVAILABLE IN 8"X8" AND 12"X12"

CUT OUT ALL 20 TILES, TRY EVERY LAYOUT ON THE TABLE, THEN INVENT YOUR OWN. TAG #HAUSTILE AND SHOW US WHERE YOU LAND. INSTALLATION GUIDE: HAUSTILECO.COM/INSTALL